





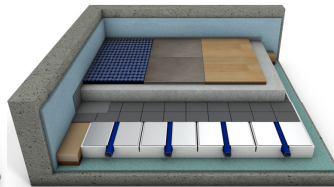
Constructions for floors separating rooms of similar temperature i.e. upper floors



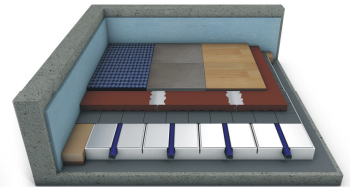
A10
20mm Fermacell 2E11




A20
Floating engineered board




A30
Low level anhydrite screed



A40
Screed Replacement Tile



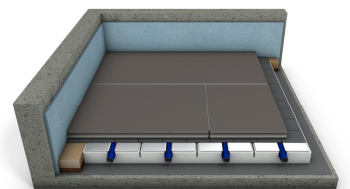
A60-FL
5mm StrongBoard FL for ceramic tile and natural stone



A60-TK
10mm StrongBoard TK for carpet

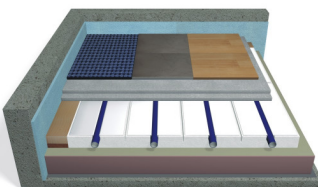


A70
Solid timber boards fixed to battens

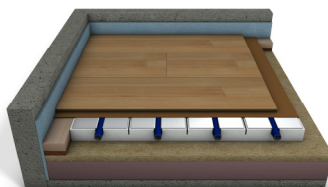


A80
20mm Screed Replacement Tile as finished floor – choice of colours

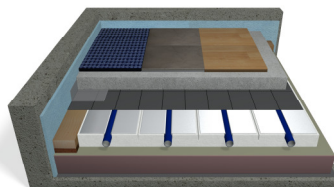
Constructions for floors with significant heat loss below i.e. ground floors



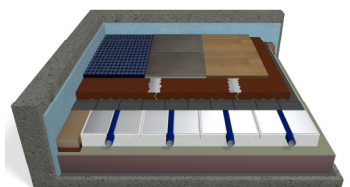
C10
25mm Fermacell 2E22




C20
Floating engineered board




C30
35mm low level liquid anhydrite screed




C40
20mm Screed Replacement Tile



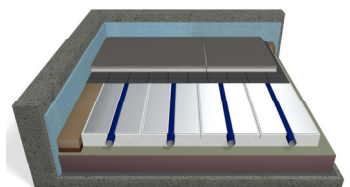
C60 - FL
5mm StrongBoard FL for ceramic tile and natural stone



C60 - TK
10mm StrongBoard TK for carpet



C70
Solid timber boards fixed to battens



C80
20mm Screed Replacement Tile as finished floor – choice of colours